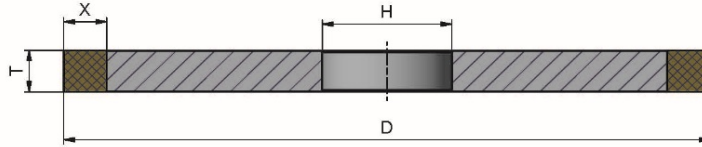
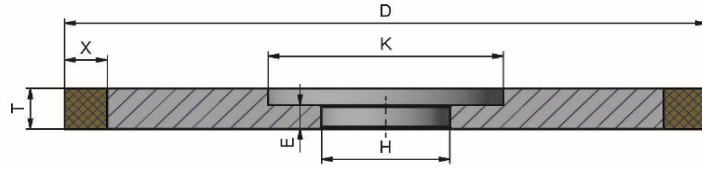




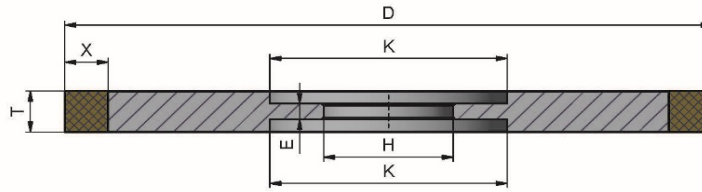
shape N°1



shape N°2



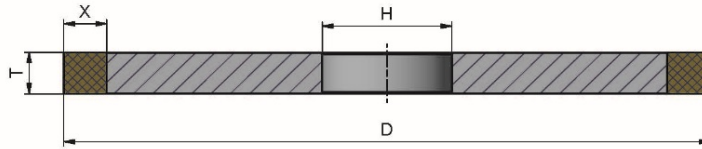
shape N°3



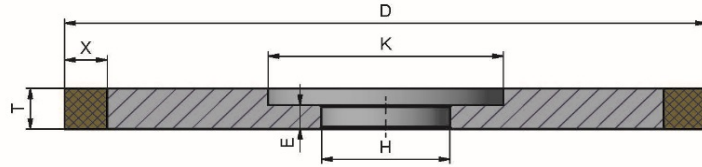
DRAWING	DIMENSIONS	BODY MATERIAL	N°
1A1-276CP	D 25-T 6 -H12.00-X 5	COPPER BODY FOR POLYMIDE	1
1A1-323CP	D 30-T 2 -H12.00-X 3	COPPER BODY FOR POLYMIDE	1
1A1-103AR	D 30-T 3 -H10.00-X 3	ALUMINIUM BODY FOR RESIN	1
1A1-103CP	D 30-T 3 -H10.00-X 3	COPPER BODY FOR POLYMIDE	1
1A1-260CP	D 30-T 3 -H12.00-X 3	COPPER BODY FOR POLYMIDE	1
1A1-197CP	D 30-T 4 -H10.00-X 3	COPPER BODY FOR POLYMIDE	1
1A1-300CP	D 30-T 4.5-H10.00-X 3	COPPER BODY FOR POLYMIDE	1
1A1-104CP	D 30-T 5 -H10.00-X 3	COPPER BODY FOR POLYMIDE	1
1A1-218CP	D 30-T 5 -H12.00-X 3	COPPER BODY FOR POLYMIDE	1
1A1-291CP	D 30-T 6 -H10.00-X 3	COPPER BODY FOR POLYMIDE	1
1A1-268CP	D 30-T 6 -H12.00-X 3	COPPER BODY FOR POLYMIDE	1
1A1-198AR	D 30-T 8 -H10.00-X 3	ALUMINIUM BODY FOR RESIN	1
1A1-198CP	D 30-T 8 -H10.00-X 3	COPPER BODY FOR POLYMIDE	1
1A1-346CP	D 40-T 2 -H20.00-X 3	COPPER BODY FOR POLYMIDE	1
1A1-289CP	D 40-T 3 -H10.00-X 3	COPPER BODY FOR POLYMIDE	1
1A1-331CP	D 40-T 3 -H12.00-X 3	COPPER BODY FOR POLYMIDE	1
1A1-368CP	D 40-T 3 -H15.00-X 3	COPPER BODY FOR POLYMIDE	1
1A1-207CP	D 40-T 3 -H20.00-X 3	COPPER BODY FOR POLYMIDE	1
1A1-314CP	D 40-T 3 -H25.00-X 3	COPPER BODY FOR POLYMIDE	1
1A1-327CP	D 40-T 3.5-H10.00-X 3	COPPER BODY FOR POLYMIDE	1
1A1-301CP	D 40-T 4 -H10.00-X 3	COPPER BODY FOR POLYMIDE	1
1A1-360CP	D 40-T 4 -H20.00-X 3	COPPER BODY FOR POLYMIDE	1
1A1-308AR	D 40-T 6-H10.00-X 4.5	ALUMINIUM BODY FOR RESIN	1
1A1-092CP	D 50-T 2 -H10.00-X 3	COPPER BODY FOR POLYMIDE	1
1A1-194CP	D 50-T 2.5-H20.00-X 3	COPPER BODY FOR POLYMIDE	1
1A1-232AR	D 50-T 3-H20.00-X 6	ALUMINIUM BODY FOR RESIN	1
1A1-232CP	D 50-T 3-H20.00-X 6	COPPER BODY FOR POLYMIDE	1
1A1-093CP	D 50-T 4 -H10.00-X 3	COPPER BODY FOR POLYMIDE	1
1A1-264CP	D 50-T 4 -H10.00-X 6	COPPER BODY FOR POLYMIDE	1
1A1-371CP	D 50-T 4 -H12.00-X 6	COPPER BODY FOR POLYMIDE	1
1A1-204CP	D 50-T 4 -H20.00-X 3	COPPER BODY FOR POLYMIDE	1



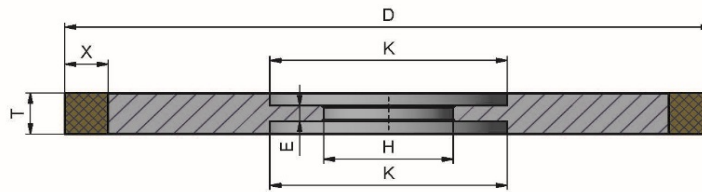
shape N°1



shape N°2



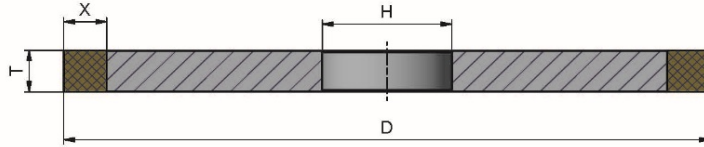
shape N°3



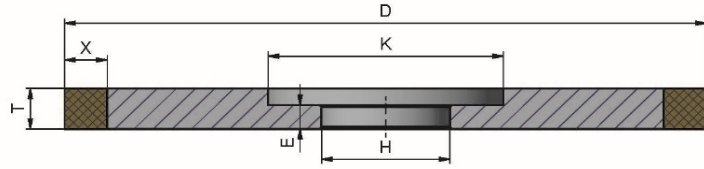
DRAWING	DIMENSIONS	BODY MATERIAL	N°
1A1-233CP	D 50-T 4 -H25.00-X 3	COPPER BODY FOR POLYIMIDE	1
1A1-173CP	D 50-T 5 -H10.00-X 3	COPPER BODY FOR POLYIMIDE	1
1A1-228CP	D 50-T 5 -H20.00-X 3	COPPER BODY FOR POLYIMIDE	1
1A1-231AR	D 50-T 5 -H20.00-X 6	ALUMINIUM BODY FOR RESIN	1
1A1-231CP	D 50-T 5 -H20.00-X 6	COPPER BODY FOR POLYIMIDE	1
1A1-116CP	D 50-T 5 -H25.00-X 3	COPPER BODY FOR POLYIMIDE	1
1A1-234CP	D 50-T 6 -H12.00-X 6	COPPER BODY FOR POLYIMIDE	1
1A1-303AR	D 50-T 6 -H20.00-X 6	ALUMINIUM BODY FOR RESIN	1
1A1-303CP	D 50-T 6 -H20.00-X 6	COPPER BODY FOR POLYIMIDE	1
1A1-190AR	D 50-T 8 -H10.00-X 6	ALUMINIUM BODY FOR RESIN	1
1A1-337AR	D 50-T 8 -H20.00-X 6	ALUMINIUM BODY FOR RESIN	1
1A1-337CP	D 50-T 8 -H20.00-X 6	COPPER BODY FOR POLYIMIDE	1
1A1-203AR	D 50-T10-H10.00-X 6	ALUMINIUM BODY FOR RESIN	1
1A1-203CP	D 50-T10-H10.00-X 6	COPPER BODY FOR POLYIMIDE	1
1A1-336AR	D 50-T10-H20.00-X 6	ALUMINIUM BODY FOR RESIN	1
1A1-336CP	D 50-T10-H20.00-X 6	COPPER BODY FOR POLYIMIDE	1
1A1-142CP	D 75-T 3 -H20.00-X 6	COPPER BODY FOR POLYIMIDE	1
1A1-186CP	D 75-T 4 -H10.00-X 6	COPPER BODY FOR POLYIMIDE	1
1A1-186PR	D 75-T 4 -H10.00-X 6	PRESS ALU. BODY FOR RESIN	1
1A1-140CP	D 75-T 4 -H20.00-X 6	COPPER BODY FOR POLYIMIDE	1
1A1-141CP	D 75-T 5 -H20.00-X 6	COPPER BODY FOR POLYIMIDE	1
1A1-141PR	D 75-T 5 -H20.00-X 6	PRESS ALU. BODY FOR RESIN	1
1A1-373CP	D 75-T 5 -H31.75-X 6	COPPER BODY FOR POLYIMIDE	1
1A1-211CP	D 75-T 6 -H10.00-X 6	COPPER BODY FOR POLYIMIDE	1
1A1-211PR	D 75-T 6 -H10.00-X 6	PRESS ALU. BODY FOR RESIN	1
1A1-055CP	D 75-T 6 -H20.00-X 6	COPPER BODY FOR POLYIMIDE	1
1A1-055PR	D 75-T 6 -H20.00-X 6	PRESS ALU. BODY FOR RESIN	1
1A1-353SH	D 75-T 6 -H20.00-X10	STEEL BODY FOR METALOCERAMIC	1
1A1-353SM	D 75-T 6 -H20.00-X10	STEEL BODY FOR METAL BOND	1
1A1-184CP	D 75-T 6 -H25.00-X 6	COPPER BODY FOR POLYIMIDE	1
1A1-184PR	D 75-T 6 -H25.00-X 6	PRESS ALU. BODY FOR RESIN	1



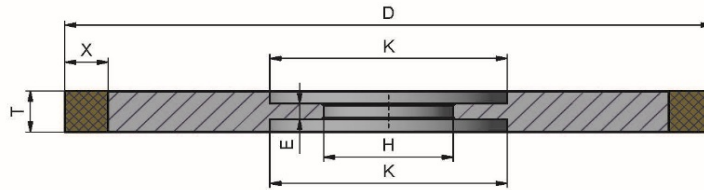
shape N°1



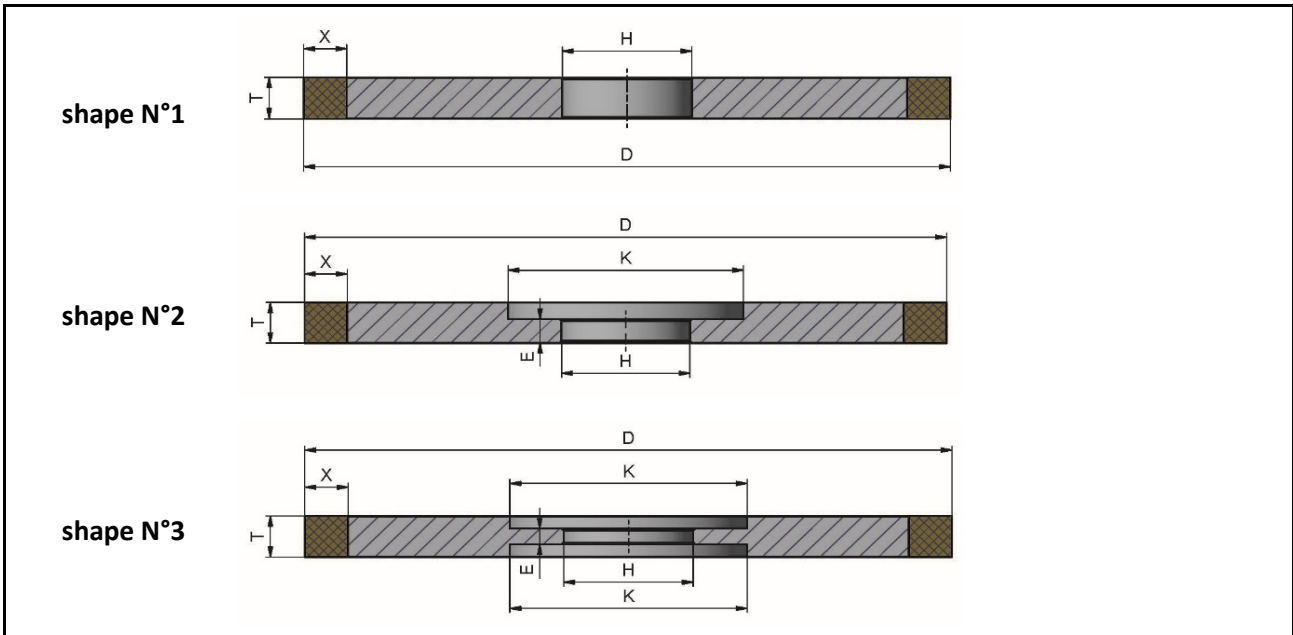
shape N°2



shape N°3



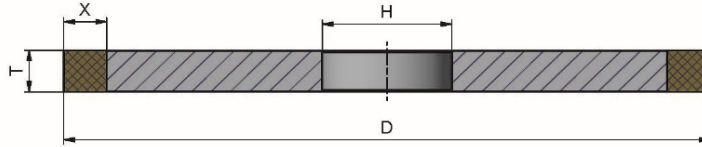
DRAWING	DIMENSIONS	BODY MATERIAL	N°
1A1-105CP	D 75-T 8-H20.00-X 6	COPPER BODY FOR POLYIMIDE	1
1A1-105PR	D 75-T 8-H20.00-X 6	PRESS ALU. BODY FOR RESIN	1
1A1-378SH	D 75-T 8-H20.00-X10	STEEL BODY FOR METALOCERAMIC	1
1A1-157PR	D 75-T10-H10.00-X 6	PRESS ALU. BODY FOR RESIN	1
1A1-155CP	D 75-T10-H20.00-X 6	COPPER BODY FOR POLYIMIDE	1
1A1-155PR	D 75-T10-H20.00-X 6	PRESS ALU. BODY FOR RESIN	1
1A1-369CP	D 75-T10-H20.00-X 6-E 5-K36	COPPER BODY FOR POLYIMIDE	2
1A1-366SH	D 75-T10-H20.00-X10	STEEL BODY FOR METALOCERAMIC	1
1A1-366SM	D 75-T10-H20.00-X10	STEEL BODY FOR METAL BOND	1
1A1-075PR	D 80-T 4-H10.00-X 6	PRESS ALU. BODY FOR RESIN	1
1A1-335CP	D 80-T 4-H31.75-X10	COPPER BODY FOR POLYIMIDE	1
1A1-284CP	D 80-T 5-H20.00-X 6	COPPER BODY FOR POLYIMIDE	1
1A1-318CP	D 80-T 5-H25.00-X 6	COPPER BODY FOR POLYIMIDE	1
1A1-319CP	D 80-T 5-H31.75-X 6	COPPER BODY FOR POLYIMIDE	1
1A1-033CP	D 80-T 6-H10.00-X 6	COPPER BODY FOR POLYIMIDE	1
1A1-033PR	D 80-T 6-H10.00-X 6	PRESS ALU. BODY FOR RESIN	1
1A1-136CP	D 80-T 6-H20.00-X 6	COPPER BODY FOR POLYIMIDE	1
1A1-136PR	D 80-T 6-H20.00-X 6	PRESS ALU. BODY FOR RESIN	1
1A1-008CP	D 80-T 6-H25.00-X 6	COPPER BODY FOR POLYIMIDE	1
1A1-008PR	D 80-T 6-H25.00-X 6	PRESS ALU. BODY FOR RESIN	1
1A1-334CP	D 80-T 6-H31.75-X10	COPPER BODY FOR POLYIMIDE	1
1A1-212CP	D 80-T 6-H38.00-X 6	COPPER BODY FOR POLYIMIDE	1
1A1-021CP	D 80-T 8-H20.00-X 6	COPPER BODY FOR POLYIMIDE	1
1A1-021PR	D 80-T 8-H20.00-X 6	PRESS ALU. BODY FOR RESIN	1
1A1-283CP	D 80-T 8-H20.00-X10	COPPER BODY FOR POLYIMIDE	1
1A1-201CP	D 80-T 8-H25.00-X 6	COPPER BODY FOR POLYIMIDE	1
1A1-201PR	D 80-T 8-H25.00-X 6	PRESS ALU. BODY FOR RESIN	1
1A1-214SM	D 80-T10-H10.00-X 6	STEEL BODY FOR METAL BOND	1
1A1-018CP	D 80-T10-H20.00-X 6	COPPER BODY FOR POLYIMIDE	1
1A1-018PR	D 80-T10-H20.00-X 6	PRESS ALU. BODY FOR RESIN	1
1A1-084PR	D 80-T10-H20.00-X10	PRESS ALU. BODY FOR RESIN	1



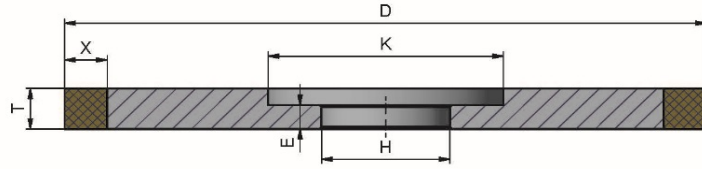
DRAWING	DIMENSIONS	BODY MATERIAL	N°
1A1-200PR	D 80-T10-H25.00-X 6	PRESS ALU. BODY FOR RESIN	1
1A1-148CP	D 80-T10-H35.00-X 6	COPPER BODY FOR POLYIMIDE	1
1A1-017CP	D 80-T12-H20.00-X 6	COPPER BODY FOR POLYIMIDE	1
1A1-017PR	D 80-T12-H20.00-X 6	PRESS ALU. BODY FOR RESIN	1
1A1-100CP	D100-T 0.9-H60.00-X 6	COPPER BODY FOR POLYIMIDE	1
1A1-329CP	D100-T 2.5-H20.00-X 6	COPPER BODY FOR POLYIMIDE	1
1A1-111CP	D100-T 2.5-H31.75-X 6	COPPER BODY FOR POLYIMIDE	1
1A1-111PR	D100-T 2.5-H31.75-X 6	PRESS ALU. BODY FOR RESIN	1
1A1-191CP	D100-T 3 -H20.00-X 6	COPPER BODY FOR POLYIMIDE	1
1A1-191PR	D100-T 3 -H20.00-X 6	PRESS ALU. BODY FOR RESIN	1
1A1-098CP	D100-T 3 -H40.00-X 6	COPPER BODY FOR POLYIMIDE	1
1A1-165CP	D100-T 3.5-H38.00-X 6	COPPER BODY FOR POLYIMIDE	1
1A1-143CP	D100-T 4 -H20.00-X 6	COPPER BODY FOR POLYIMIDE	1
1A1-143PR	D100-T 4 -H20.00-X 6	PRESS ALU. BODY FOR RESIN	1
1A1-364CP	D100-T 4 -H25.00-X 6	COPPER BODY FOR POLYIMIDE	1
1A1-179CP	D100-T 4 -H31.75-X 6	COPPER BODY FOR POLYIMIDE	1
1A1-179PR	D100-T 4 -H31.75-X 6	PRESS ALU. BODY FOR RESIN	1
1A1-057CP	D100-T 4 -H38.00-X 6	COPPER BODY FOR POLYIMIDE	1
1A1-094PR	D100-T 4 -H40.00-X 6	PRESS ALU. BODY FOR RESIN	1
1A1-144CP	D100-T 4.5-H20.00-X 6	COPPER BODY FOR POLYIMIDE	1
1A1-251CP	D100-T 5 -H10.00-X 6	COPPER BODY FOR POLYIMIDE	1
1A1-147CP	D100-T 5 -H20.00-X 6	COPPER BODY FOR POLYIMIDE	1
1A1-147PR	D100-T 5 -H20.00-X 6	PRESS ALU. BODY FOR RESIN	1
1A1-317CP	D100-T 5 -H25.00-X 6	COPPER BODY FOR POLYIMIDE	1
1A1-112CP	D100-T 5 -H31.75-X 6	COPPER BODY FOR POLYIMIDE	1
1A1-158PR	D100-T 5 -H32.00-X 6	PRESS ALU. BODY FOR RESIN	1
1A1-189CP	D100-T 5.8-H25.00-X 6	COPPER BODY FOR POLYIMIDE	1
1A1-001CP	D100-T 6 -H10.00-X 6	COPPER BODY FOR POLYIMIDE	1
1A1-001PR	D100-T 6 -H10.00-X 6	PRESS ALU. BODY FOR RESIN	1
1A1-013CP	D100-T 6 -H20.00-X 6	COPPER BODY FOR POLYIMIDE	1
1A1-013PR	D100-T 6 -H20.00-X 6	PRESS ALU. BODY FOR RESIN	1



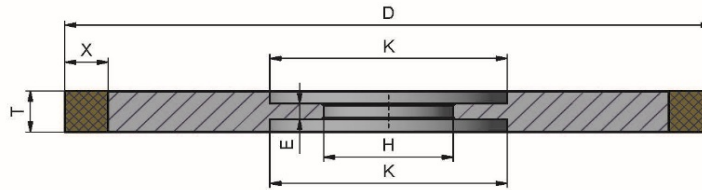
shape N°1



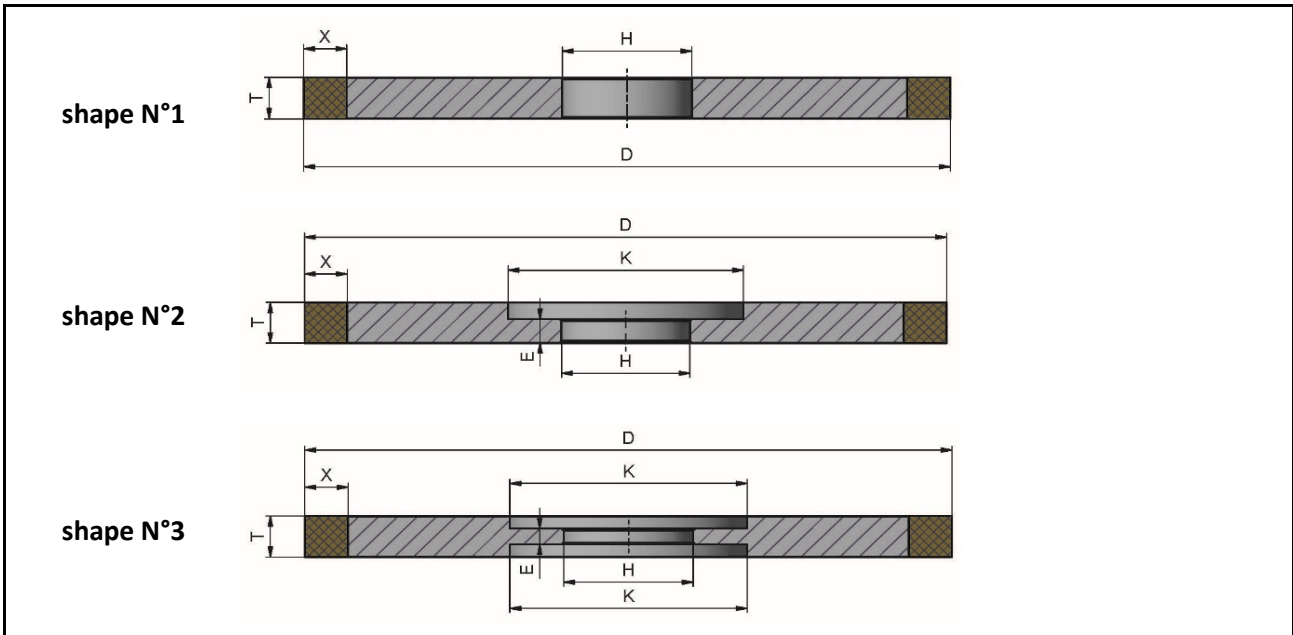
shape N°2



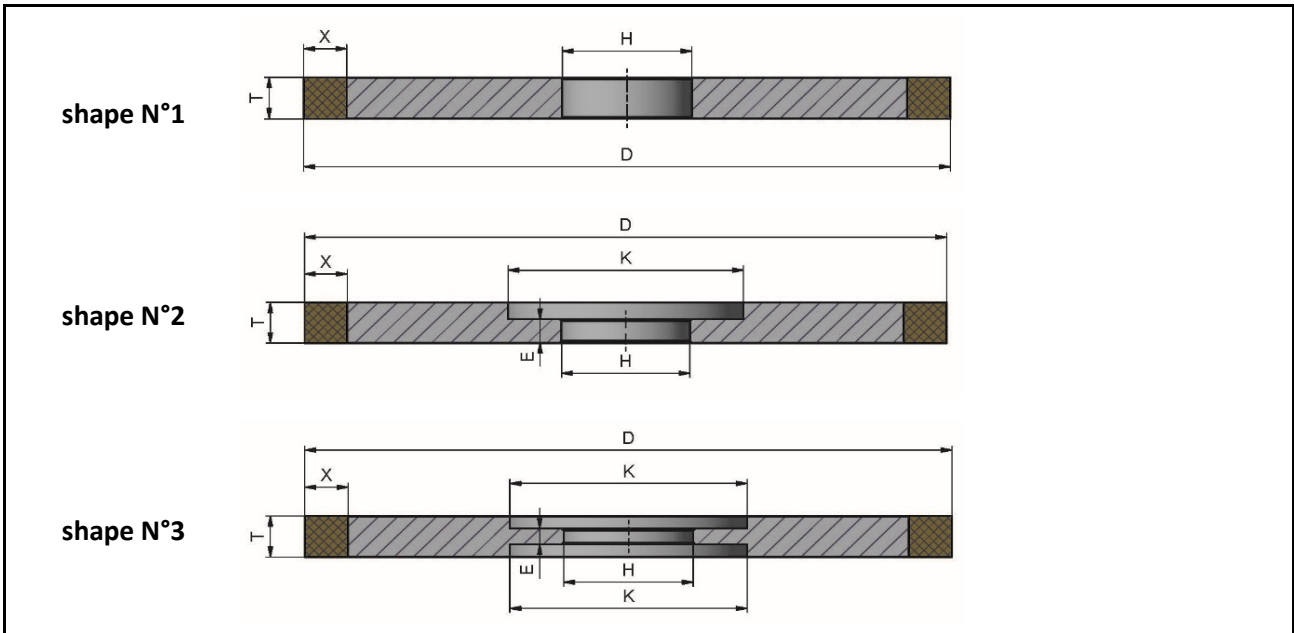
shape N°3



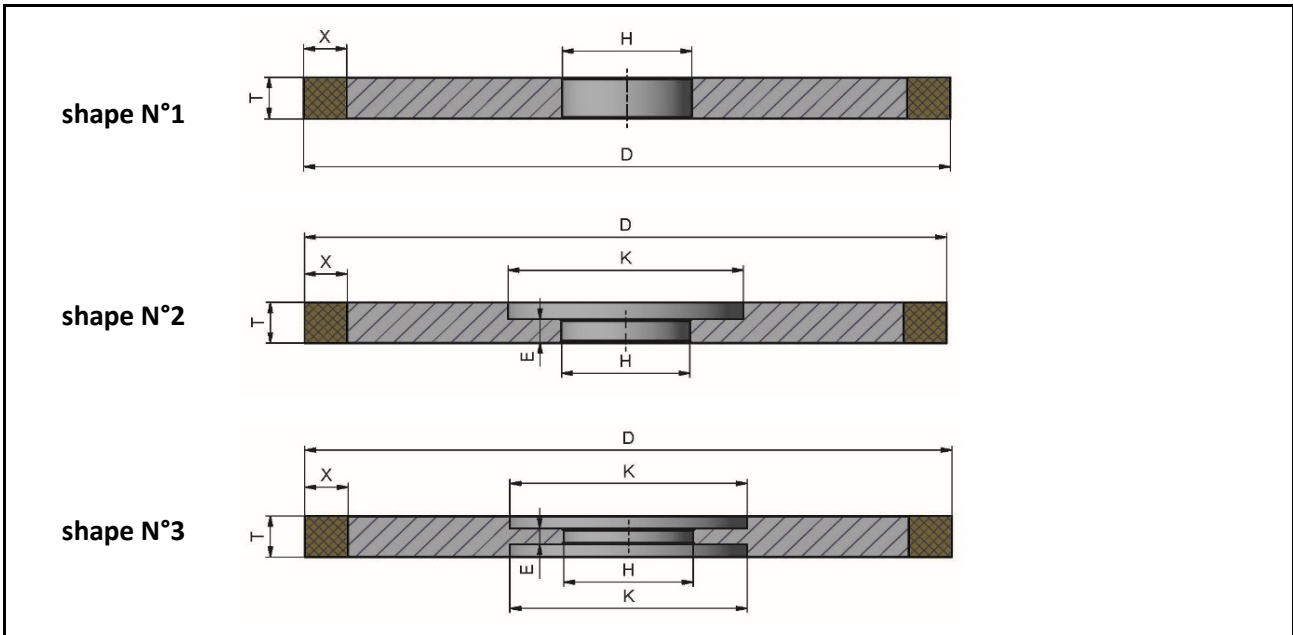
DRAWING	DIMENSIONS	BODY MATERIAL	N°
1A1-013SM	D100-T 6 -H20.00-X 6	STEEL BODY FOR METAL BOND	1
1A1-273CP	D100-T 6 -H20.00-X10	COPPER BODY FOR POLYIMIDE	1
1A1-014CP	D100-T 6 -H25.00-X 6	COPPER BODY FOR POLYIMIDE	1
1A1-014PR	D100-T 6 -H25.00-X 6	PRESS ALU. BODY FOR RESIN	1
1A1-014SM	D100-T 6 -H25.00-X 6	STEEL BODY FOR METAL BOND	1
1A1-175CP	D100-T 6 -H25.00-X10	COPPER BODY FOR POLYIMIDE	1
1A1-175PR	D100-T 6 -H25.00-X10	PRESS ALU. BODY FOR RESIN	1
1A1-180CP	D100-T 6 -H31.75-X 6	COPPER BODY FOR POLYIMIDE	1
1A1-180PR	D100-T 6 -H31.75-X 6	PRESS ALU. BODY FOR RESIN	1
1A1-379CP	D100-T 6 -H31.75-X10	COPPER BODY FOR POLYIMIDE	1
1A1-050CP	D100-T 6 -H32.00-X 6	COPPER BODY FOR POLYIMIDE	1
1A1-050PR	D100-T 6 -H32.00-X 6	PRESS ALU. BODY FOR RESIN	1
1A1-030CP	D100-T 6 -H35.00-X 6	COPPER BODY FOR POLYIMIDE	1
1A1-030PR	D100-T 6 -H35.00-X 6	PRESS ALU. BODY FOR RESIN	1
1A1-030SM	D100-T 6 -H35.00-X 6	STEEL BODY FOR METAL BOND	1
1A1-219CP	D100-T 6 -H35.00-X10	COPPER BODY FOR POLYIMIDE	1
1A1-163CP	D100-T 6 -H38.00-X 6	COPPER BODY FOR POLYIMIDE	1
1A1-086CP	D100-T 6 -H40.00-X 6	COPPER BODY FOR POLYIMIDE	1
1A1-086PR	D100-T 6 -H40.00-X 6	PRESS ALU. BODY FOR RESIN	1
1A1-026PR	D100-T 6 -H50.00-X 6	PRESS ALU. BODY FOR RESIN	1
1A1-380CP	D100-T 6.5-H32.00-X 6	COPPER BODY FOR POLYIMIDE	1
1A1-266PR	D100-T 7-H 8.00-X 6	PRESS ALU. BODY FOR RESIN	1
1A1-352CP	D100-T 7-H20.00-X 6	COPPER BODY FOR POLYIMIDE	1
1A1-038PR	D100-T 8-H10.00-X 6-E 6-K28	PRESS ALU. BODY FOR RESIN	2
1A1-085CP	D100-T 8-H20.00-X 6	COPPER BODY FOR POLYIMIDE	1
1A1-085PR	D100-T 8-H20.00-X 6	PRESS ALU. BODY FOR RESIN	1
1A1-085SM	D100-T 8-H20.00-X 6	STEEL BODY FOR METAL BOND	1
1A1-076PR	D100-T 8-H20.00-X 6-E 6-K52	PRESS ALU. BODY FOR RESIN	2
1A1-020CP	D100-T 8-H20.00-X10	COPPER BODY FOR POLYIMIDE	1
1A1-020PR	D100-T 8-H20.00-X10	PRESS ALU. BODY FOR RESIN	1
1A1-020SH	D100-T 8-H20.00-X10	STEEL BODY FOR METALOCERAMIC	1



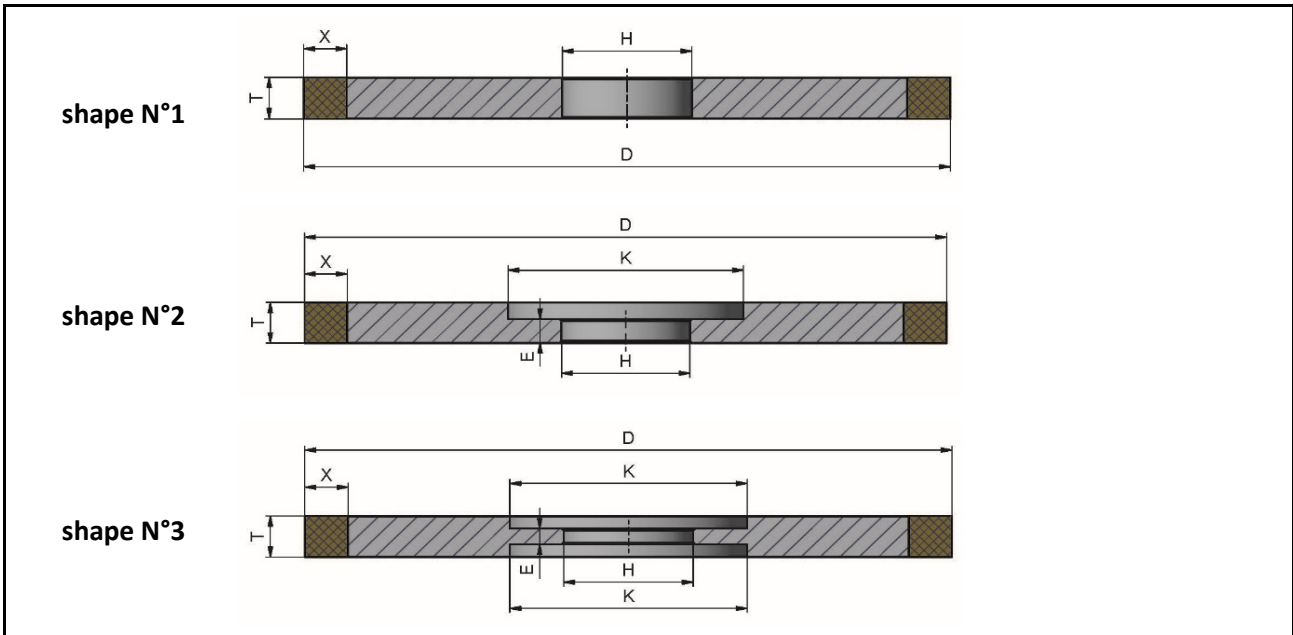
DRAWING	DIMENSIONS	BODY MATERIAL	N°
1A1-020SM	D100-T 8-H20.00-X10	STEEL BODY FOR METAL BOND	1
1A1-235CP	D100-T 8-H25.00-X 6	COPPER BODY FOR POLYIMIDE	1
1A1-235PR	D100-T 8-H25.00-X 6	PRESS ALU. BODY FOR RESIN	1
1A1-235SM	D100-T 8-H25.00-X 6	STEEL BODY FOR METAL BOND	1
1A1-051CP	D100-T 8-H25.00-X 6-E 6-K40	COPPER BODY FOR POLYIMIDE	2
1A1-051PR	D100-T 8-H25.00-X 6-E 6-K40	PRESS ALU. BODY FOR RESIN	2
1A1-051SM	D100-T 8-H25.00-X 6-E 6-K40	STEEL BODY FOR METAL BOND	2
1A1-324CP	D100-T 8-H25.00-X10	COPPER BODY FOR POLYIMIDE	1
1A1-113CP	D100-T 8-H31.75-X 6	COPPER BODY FOR POLYIMIDE	1
1A1-113PR	D100-T 8-H31.75-X 6	PRESS ALU. BODY FOR RESIN	1
1A1-267CP	D100-T 8-H31.75-X10	COPPER BODY FOR POLYIMIDE	1
1A1-267PR	D100-T 8-H31.75-X10	PRESS ALU. BODY FOR RESIN	1
1A1-361CP	D100-T 8-H35.00-X 6	COPPER BODY FOR POLYIMIDE	1
1A1-088CP	D100-T 8-H35.00-X 6-E 6-K50	COPPER BODY FOR POLYIMIDE	2
1A1-088PR	D100-T 8-H35.00-X 6-E 6-K50	PRESS ALU. BODY FOR RESIN	2
1A1-088SM	D100-T 8-H35.00-X 6-E 6-K50	STEEL BODY FOR METAL BOND	2
1A1-209CP	D100-T 8-H38.00-X 6	COPPER BODY FOR POLYIMIDE	1
1A1-002CP	D100-T 8-H40.00-X 6	COPPER BODY FOR POLYIMIDE	1
1A1-002PR	D100-T 8-H40.00-X 6	PRESS ALU. BODY FOR RESIN	1
1A1-322PR	D100-T 9-H 8.00-X 6	PRESS ALU. BODY FOR RESIN	1
1A1-058PR	D100-T10-H10.00-X 6-E 6-K28	PRESS ALU. BODY FOR RESIN	2
1A1-011CP	D100-T10-H20.00-X 6	COPPER BODY FOR POLYIMIDE	1
1A1-011PR	D100-T10-H20.00-X 6	PRESS ALU. BODY FOR RESIN	1
1A1-011SM	D100-T10-H20.00-X 6	STEEL BODY FOR METAL BOND	1
1A1-019CP	D100-T10-H20.00-X10	COPPER BODY FOR POLYIMIDE	1
1A1-019PR	D100-T10-H20.00-X10	PRESS ALU. BODY FOR RESIN	1
1A1-019SH	D100-T10-H20.00-X10	STEEL BODY FOR METALOCERAMIC	1
1A1-019SM	D100-T10-H20.00-X10	STEEL BODY FOR METAL BOND	1
1A1-012CP	D100-T10-H25.00-X 6	COPPER BODY FOR POLYIMIDE	1
1A1-012PR	D100-T10-H25.00-X 6	PRESS ALU. BODY FOR RESIN	1
1A1-139CP	D100-T10-H25.00-X 6-E 6-K40	COPPER BODY FOR POLYIMIDE	2



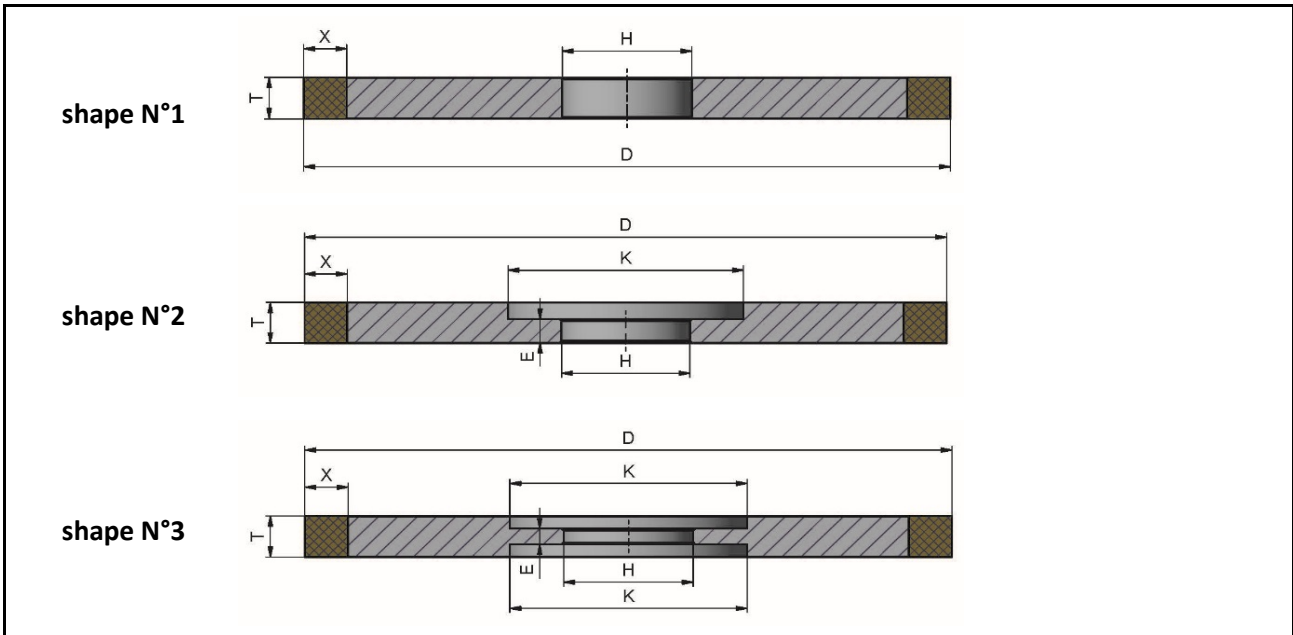
DRAWING	DIMENSIONS	BODY MATERIAL	N°
1A1-242PR	D100-T10-H25.00-X10	PRESS ALU. BODY FOR RESIN	1
1A1-174PR	D100-T10-H25.00-X10-E 6-K40	PRESS ALU. BODY FOR RESIN	2
1A1-205PR	D100-T10-H31.75-X 6	PRESS ALU. BODY FOR RESIN	1
1A1-332CP	D100-T10-H31.75-X10	COPPER BODY FOR POLYIMIDE	1
1A1-332SH	D100-T10-H31.75-X10	STEEL BODY FOR METALOCERAMIC	1
1A1-151PR	D100-T10-H32.00-X 6	PRESS ALU. BODY FOR RESIN	1
1A1-247CP	D100-T10-H35.00-X 6	COPPER BODY FOR POLYIMIDE	1
1A1-310CP	D100-T10-H35.00-X 6-E 6-K50	COPPER BODY FOR POLYIMIDE	2
1A1-164CP	D100-T10-H38.00-X 6	COPPER BODY FOR POLYIMIDE	1
1A1-117CP	D100-T10-H40.00-X 6	COPPER BODY FOR POLYIMIDE	1
1A1-110PR	D100-T10-H50.00-X 6	PRESS ALU. BODY FOR RESIN	1
1A1-035PR	D100-T11-H20.00-X 6	PRESS ALU. BODY FOR RESIN	1
1A1-227PR	D100-T12-H10.00-X 6	PRESS ALU. BODY FOR RESIN	1
1A1-039PR	D100-T12-H10.00-X10	PRESS ALU. BODY FOR RESIN	1
1A1-206CP	D100-T12-H20.00-X 6	COPPER BODY FOR POLYIMIDE	1
1A1-206PR	D100-T12-H20.00-X 6	PRESS ALU. BODY FOR RESIN	1
1A1-223CP	D100-T12-H20.00-X10	COPPER BODY FOR POLYIMIDE	1
1A1-223SH	D100-T12-H20.00-X10	STEEL BODY FOR METALOCERAMIC	1
1A1-223SM	D100-T12-H20.00-X10	STEEL BODY FOR METAL BOND	1
1A1-342PR	D100-T12-H25.00-X 6	PRESS ALU. BODY FOR RESIN	1
1A1-065CP	D100-T12-H25.00-X 6-E 6-K40	COPPER BODY FOR POLYIMIDE	2
1A1-065PR	D100-T12-H25.00-X 6-E 6-K40	PRESS ALU. BODY FOR RESIN	2
1A1-285CP	D100-T12-H25.00-X10	COPPER BODY FOR POLYIMIDE	1
1A1-213CP	D100-T12-H31.75-X 6	COPPER BODY FOR POLYIMIDE	1
1A1-213PR	D100-T12-H31.75-X 6	PRESS ALU. BODY FOR RESIN	1
1A1-330CP	D100-T12-H31.75-X10	COPPER BODY FOR POLYIMIDE	1
1A1-330SH	D100-T12-H31.75-X10	STEEL BODY FOR METALOCERAMIC	1
1A1-297SM	D100-T12-H32.00-X10	STEEL BODY FOR METAL BOND	1
1A1-137CP	D100-T12-H38.00-X 6	COPPER BODY FOR POLYIMIDE	1
1A1-311CP	D100-T12-H40.00-X 6	COPPER BODY FOR POLYIMIDE	1
1A1-355PR	D100-T13-H 8.00-X10	PRESS ALU. BODY FOR RESIN	1



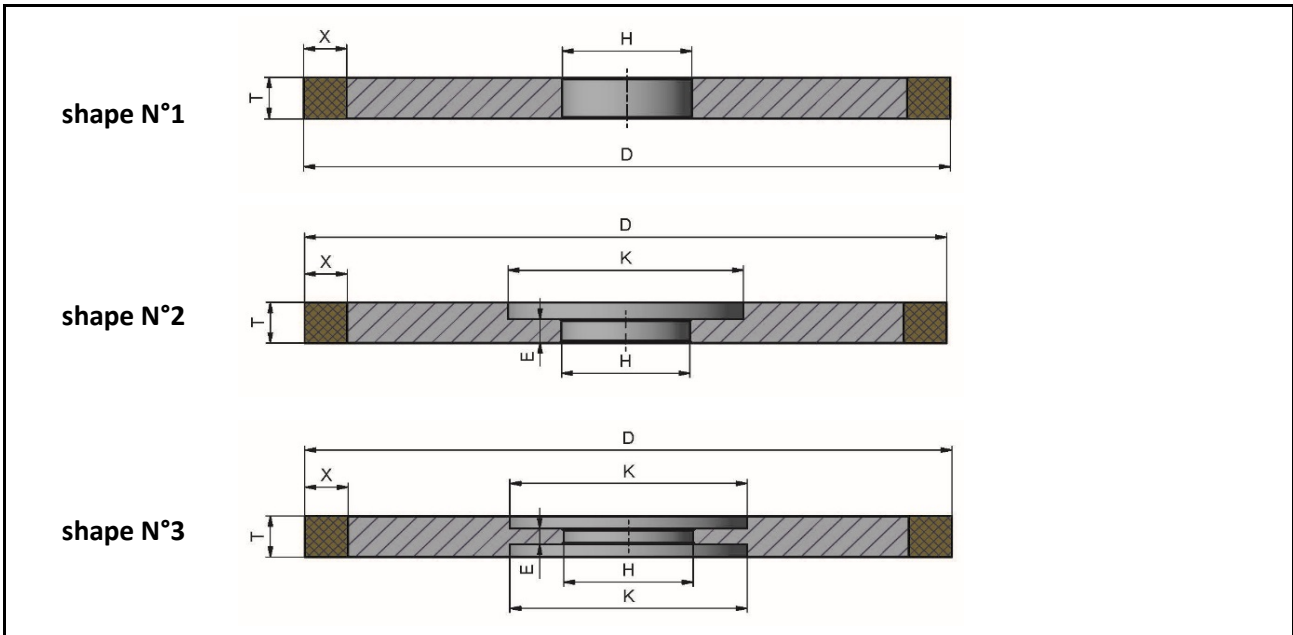
DRAWING	DIMENSIONS	BODY MATERIAL	N°
1A1-384PR	D100-T13-H10.00-X10	PRESS ALU. BODY FOR RESIN	1
1A1-321PR	D100-T13-H20.00-X10	PRESS ALU. BODY FOR RESIN	1
1A1-023PR	D100-T13-H31.75-X10	PRESS ALU. BODY FOR RESIN	1
1A1-271CP	D100-T15-H20.00-X10	COPPER BODY FOR POLYIMIDE	1
1A1-271PR	D100-T15-H20.00-X10	PRESS ALU. BODY FOR RESIN	1
1A1-271SH	D100-T15-H20.00-X10	STEEL BODY FOR METALOCERAMIC	1
1A1-271SM	D100-T15-H20.00-X10	STEEL BODY FOR METAL BOND	1
1A1-243PR	D100-T15-H25.00-X10	PRESS ALU. BODY FOR RESIN	1
1A1-309CP	D100-T15-H31.75-X 6	COPPER BODY FOR POLYIMIDE	1
1A1-351SH	D100-T15-H31.75-X10	STEEL BODY FOR METALOCERAMIC	1
1A1-160PR	D100-T15-H50.00-X 6	PRESS ALU. BODY FOR RESIN	1
1A1-320PR	D100-T16-H20.00-X10	PRESS ALU. BODY FOR RESIN	1
1A1-313PR	D100-T20-H20.00-X 6	PRESS ALU. BODY FOR RESIN	1
1A1-226PR	D100-T25-H20.00-X 6	PRESS ALU. BODY FOR RESIN	1
1A1-221PR	D125-T 5-H20.00-X 6	PRESS ALU. BODY FOR RESIN	1
1A1-221CP	D125-T 5-H20.00-X 6	COPPER BODY FOR POLYIMIDE	1
1A1-282CP	D125-T 5-H20.00-X10	COPPER BODY FOR POLYIMIDE	1
1A1-046PR	D125-T 6-H10.00-X 6	PRESS ALU. BODY FOR RESIN	1
1A1-048CP	D125-T 6-H20.00-X 6	COPPER BODY FOR POLYIMIDE	1
1A1-048PR	D125-T 6-H20.00-X 6	PRESS ALU. BODY FOR RESIN	1
1A1-048SM	D125-T 6-H20.00-X 6	STEEL BODY FOR METAL BOND	1
1A1-259CP	D125-T 6-H20.00-X10	COPPER BODY FOR POLYIMIDE	1
1A1-045CP	D125-T 6-H25.00-X 6	COPPER BODY FOR POLYIMIDE	1
1A1-045PR	D125-T 6-H25.00-X 6	PRESS ALU. BODY FOR RESIN	1
1A1-340CP	D125-T 6-H25.00-X10	COPPER BODY FOR POLYIMIDE	1
1A1-132CP	D125-T 6-H31.75-X 6	COPPER BODY FOR POLYIMIDE	1
1A1-132PR	D125-T 6-H31.75-X 6	PRESS ALU. BODY FOR RESIN	1
1A1-132SM	D125-T 6-H31.75-X 6	STEEL BODY FOR METAL BOND	1
1A1-258CP	D125-T 6-H31.75-X10	COPPER BODY FOR POLYIMIDE	1
1A1-258PR	D125-T 6-H31.75-X10	PRESS ALU. BODY FOR RESIN	1
1A1-287CP	D125-T 6-H32.00-X 6	COPPER BODY FOR POLYIMIDE	1



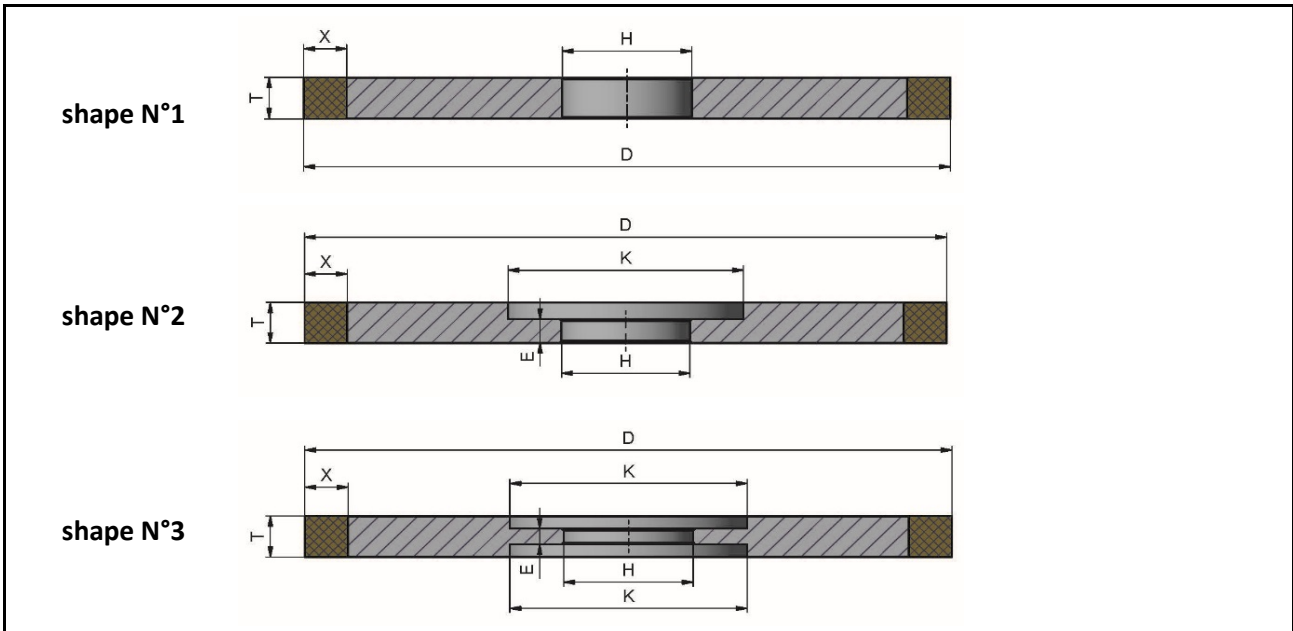
DRAWING	DIMENSIONS	BODY MATERIAL	N°
1A1-299CP	D125-T 6-H32.00-X10	COPPER BODY FOR POLYIMIDE	1
1A1-047CP	D125-T 6-H35.00-X 6	COPPER BODY FOR POLYIMIDE	1
1A1-047PR	D125-T 6-H35.00-X 6	PRESS ALU. BODY FOR RESIN	1
1A1-108CP	D125-T 6-H35.00-X10	COPPER BODY FOR POLYIMIDE	1
1A1-306CP	D125-T 6-H38.00-X10	COPPER BODY FOR POLYIMIDE	1
1A1-169CP	D125-T 6-H40.00-X 6	COPPER BODY FOR POLYIMIDE	1
1A1-169PR	D125-T 6-H40.00-X 6	PRESS ALU. BODY FOR RESIN	1
1A1-181CP	D125-T 6-H50.80-X 6	COPPER BODY FOR POLYIMIDE	1
1A1-181PR	D125-T 6-H50.80-X 6	PRESS ALU. BODY FOR RESIN	1
1A1-294CP	D125-T 7-H31.75-X 6	COPPER BODY FOR POLYIMIDE	1
1A1-159PR	D125-T 7-H32.00-X 6	PRESS ALU. BODY FOR RESIN	1
1A1-193CP	D125-T 8-H20.00-X 6	COPPER BODY FOR POLYIMIDE	1
1A1-193PR	D125-T 8-H20.00-X 6	PRESS ALU. BODY FOR RESIN	1
1A1-193SM	D125-T 8-H20.00-X 6	STEEL BODY FOR METAL BOND	1
1A1-257CP	D125-T 8-H20.00-X10	COPPER BODY FOR POLYIMIDE	1
1A1-257PR	D125-T 8-H20.00-X10	PRESS ALU. BODY FOR RESIN	1
1A1-257SH	D125-T 8-H20.00-X10	STEEL BODY FOR METALOCERAMIC	1
1A1-087CP	D125-T 8-H25.00-X 6	COPPER BODY FOR POLYIMIDE	1
1A1-087PR	D125-T 8-H25.00-X 6	PRESS ALU. BODY FOR RESIN	1
1A1-095PR	D125-T 8-H25.00-X 6-E 6-K40	PRESS ALU. BODY FOR RESIN	2
1A1-344CP	D125-T 8-H25.00-X10	COPPER BODY FOR POLYIMIDE	1
1A1-202CP	D125-T 8-H31.75-X 6	COPPER BODY FOR POLYIMIDE	1
1A1-202PR	D125-T 8-H31.75-X 6	PRESS ALU. BODY FOR RESIN	1
1A1-238CP	D125-T 8-H31.75-X10	COPPER BODY FOR POLYIMIDE	1
1A1-238PR	D125-T 8-H31.75-X10	PRESS ALU. BODY FOR RESIN	1
1A1-238SH	D125-T 8-H31.75-X10	STEEL BODY FOR METALOCERAMIC	1
1A1-246SM	D125-T 8-H35.00-X 6	STEEL BODY FOR METAL BOND	1
1A1-176PR	D125-T 8-H40.00-X 6	PRESS ALU. BODY FOR RESIN	1
1A1-182PR	D125-T 8-H50.80-X 6	PRESS ALU. BODY FOR RESIN	1
1A1-270CP	D125-T 8-H50.80-X10	COPPER BODY FOR POLYIMIDE	1
1A1-037PR	D125-T 9-H20.00-X 6-E 8-K55	PRESS ALU. BODY FOR RESIN	2



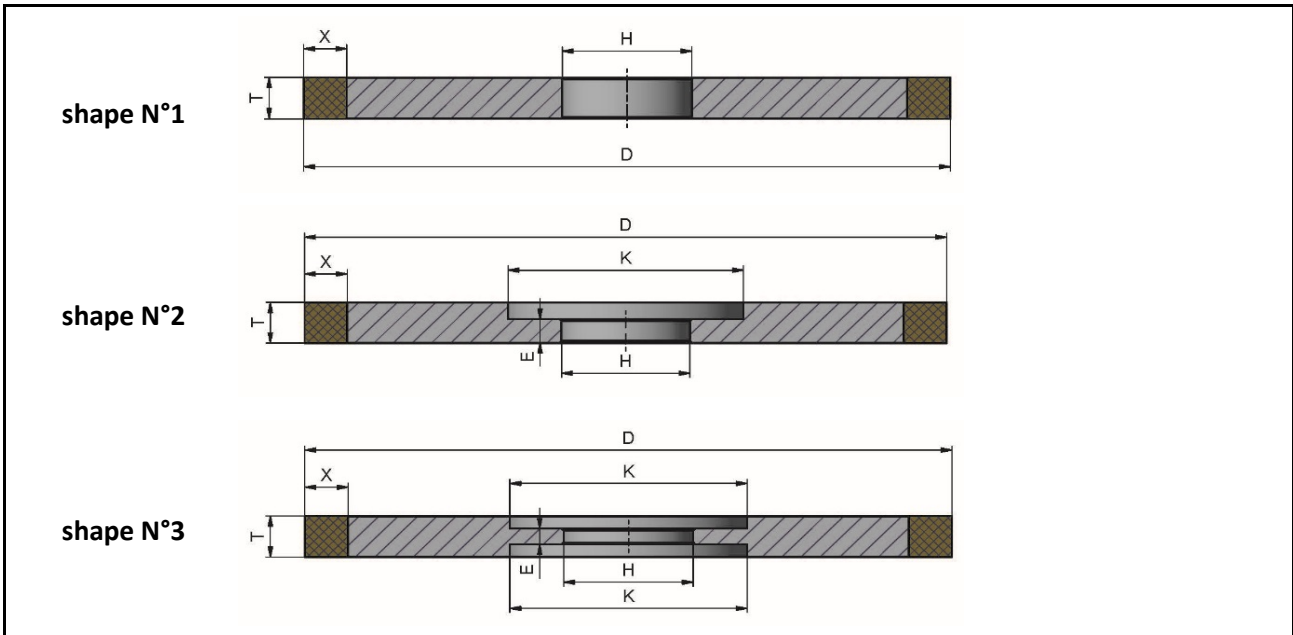
DRAWING	DIMENSIONS	BODY MATERIAL	N°
1A1-015PR	D125-T 9-H20.00-X 9	PRESS ALU. BODY FOR RESIN	1
1A1-126PR	D125-T 9-H20.00-X10	PRESS ALU. BODY FOR RESIN	1
1A1-081PR	D125-T 9-H31.75-X 6	PRESS ALU. BODY FOR RESIN	1
1A1-003PR	D125-T 9-H31.75-X 9	PRESS ALU. BODY FOR RESIN	1
1A1-016PR	D125-T 9-H40.00-X 9	PRESS ALU. BODY FOR RESIN	1
1A1-054PR	D125-T 9-H50.00-X 6-E 8-K75	PRESS ALU. BODY FOR RESIN	2
1A1-079PR	D125-T10-H10.00-X 6	PRESS ALU. BODY FOR RESIN	1
1A1-006CP	D125-T10-H20.00-X 6	COPPER BODY FOR POLYIMIDE	1
1A1-006PR	D125-T10-H20.00-X 6	PRESS ALU. BODY FOR RESIN	1
1A1-006SM	D125-T10-H20.00-X 6	STEEL BODY FOR METAL BOND	1
1A1-215CP	D125-T10-H20.00-X10	COPPER BODY FOR POLYIMIDE	1
1A1-215PR	D125-T10-H20.00-X10	PRESS ALU. BODY FOR RESIN	1
1A1-215SH	D125-T10-H20.00-X10	STEEL BODY FOR METALOCERAMIC	1
1A1-215SM	D125-T10-H20.00-X10	STEEL BODY FOR METAL BOND	1
1A1-208CP	D125-T10-H25.00-X 6	COPPER BODY FOR POLYIMIDE	1
1A1-208PR	D125-T10-H25.00-X 6	PRESS ALU. BODY FOR RESIN	1
1A1-154CP	D125-T10-H25.00-X 6-E 6-K40	COPPER BODY FOR POLYIMIDE	2
1A1-345CP	D125-T10-H25.00-X10	COPPER BODY FOR POLYIMIDE	1
1A1-263PR	D125-T10-H31.75-X 6	PRESS ALU. BODY FOR RESIN	1
1A1-056PR	D125-T10-H31.75-X 6-E 9-K62	PRESS ALU. BODY FOR RESIN	2
1A1-277CP	D125-T10-H31.75-X10	COPPER BODY FOR POLYIMIDE	1
1A1-277SH	D125-T10-H31.75-X10	STEEL BODY FOR METALOCERAMIC	1
1A1-152PR	D125-T10-H32.00-X 6	PRESS ALU. BODY FOR RESIN	1
1A1-130PR	D125-T10-H35.00-X 6-E 6-K50	PRESS ALU. BODY FOR RESIN	2
1A1-115CP	D125-T10-H35.00-X10-E 6-K50	COPPER BODY FOR POLYIMIDE	2
1A1-118CP	D125-T10-H40.00-X 6	COPPER BODY FOR POLYIMIDE	1
1A1-118PR	D125-T10-H40.00-X 6	PRESS ALU. BODY FOR RESIN	1
1A1-032PR	D125-T10-H50.80-X 6	PRESS ALU. BODY FOR RESIN	1
1A1-007PR	D125-T11-H31.75-X 9-E 9-K62	PRESS ALU. BODY FOR RESIN	2
1A1-034CP	D125-T12-H20.00-X 6	COPPER BODY FOR POLYIMIDE	1
1A1-034PR	D125-T12-H20.00-X 6	PRESS ALU. BODY FOR RESIN	1



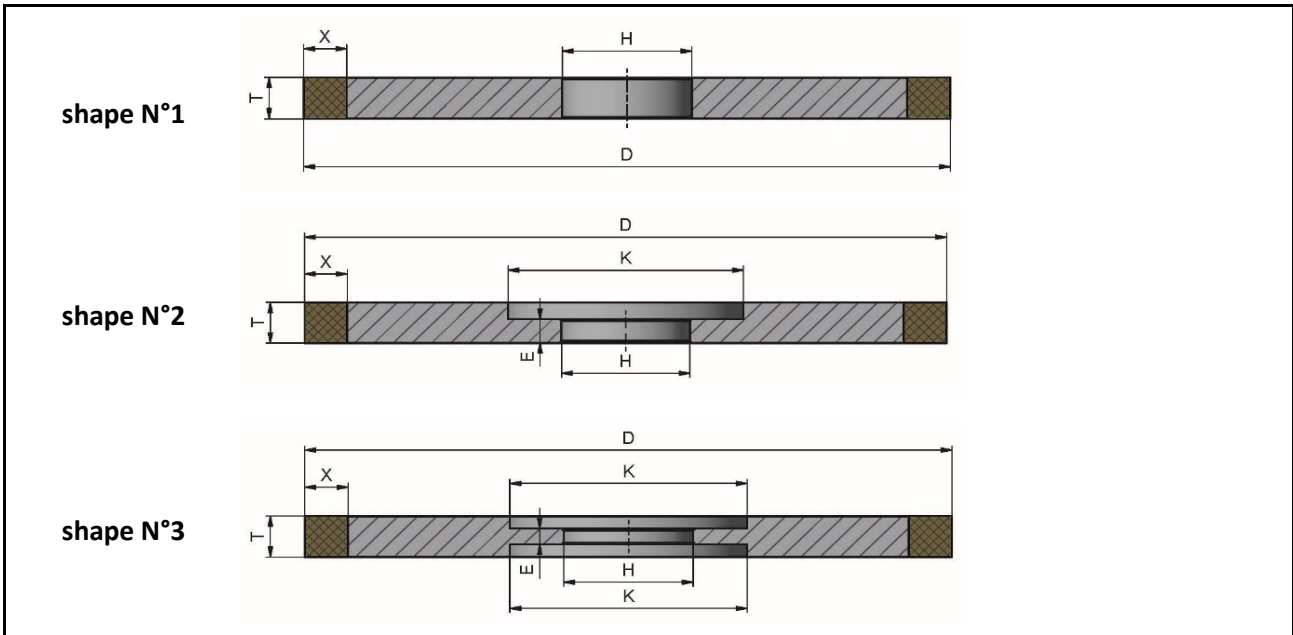
DRAWING	DIMENSIONS	BODY MATERIAL	N°
1A1-034SM	D125-T12-H20.00-X 6	STEEL BODY FOR METAL BOND	1
1A1-188CP	D125-T12-H20.00-X 6-E 5-K58	COPPER BODY FOR POLYIMIDE	2
1A1-188PR	D125-T12-H20.00-X 6-E 5-K58	PRESS ALU. BODY FOR RESIN	2
1A1-262CP	D125-T12-H20.00-X10	COPPER BODY FOR POLYIMIDE	1
1A1-262PR	D125-T12-H20.00-X10	PRESS ALU. BODY FOR RESIN	1
1A1-262SH	D125-T12-H20.00-X10	STEEL BODY FOR METALOCERAMIC	1
1A1-343PR	D125-T12-H25.00-X 6	PRESS ALU. BODY FOR RESIN	1
1A1-286CP	D125-T12-H25.00-X10	COPPER BODY FOR POLYIMIDE	1
1A1-044PR	D125-T12-H31.75-X 6	PRESS ALU. BODY FOR RESIN	1
1A1-278CP	D125-T12-H31.75-X10	COPPER BODY FOR POLYIMIDE	1
1A1-278PR	D125-T12-H31.75-X10	PRESS ALU. BODY FOR RESIN	1
1A1-278SH	D125-T12-H31.75-X10	STEEL BODY FOR METALOCERAMIC	1
1A1-119CP	D125-T12-H40.00-X 6	COPPER BODY FOR POLYIMIDE	1
1A1-279CP	D125-T12-H50.80-X10	COPPER BODY FOR POLYIMIDE	1
1A1-183CP	D125-T15-H20.00-X 6	COPPER BODY FOR POLYIMIDE	1
1A1-183PR	D125-T15-H20.00-X 6	PRESS ALU. BODY FOR RESIN	1
1A1-225CP	D125-T15-H20.00-X10	COPPER BODY FOR POLYIMIDE	1
1A1-225SH	D125-T15-H20.00-X10	STEEL BODY FOR METALOCERAMIC	1
1A1-225SM	D125-T15-H20.00-X10	STEEL BODY FOR METAL BOND	1
1A1-365PR	D125-T15-H25.00-X 6	PRESS ALU. BODY FOR RESIN	1
1A1-153PR	D125-T15-H32.00-X 6	PRESS ALU. BODY FOR RESIN	1
1A1-063PR	D125-T15-H40.00-X 6	PRESS ALU. BODY FOR RESIN	1
1A1-168CP	D125-T16-H20.00-X 6	COPPER BODY FOR POLYIMIDE	1
1A1-168PR	D125-T16-H20.00-X 6	PRESS ALU. BODY FOR RESIN	1
1A1-168SM	D125-T16-H20.00-X 6	STEEL BODY FOR METAL BOND	1
1A1-359SH	D125-T16-H20.00-X10	STEEL BODY FOR METALOCERAMIC	1
1A1-256SH	D125-T16-H31.75-X10	STEEL BODY FOR METALOCERAMIC	1
1A1-022PR	D125-T18-H20.00-X 6	PRESS ALU. BODY FOR RESIN	1
1A1-052PR	D125-T18-H40.00-X 6-E15-K72	PRESS ALU. BODY FOR RESIN	2
1A1-304PR	D125-T20-H19.96-X 3-E10-K 58/58	PRESS ALU. BODY FOR RESIN	3
1A1-290PR	D125-T20-H19.96-X 3-E15-K 58	PRESS ALU. BODY FOR RESIN	2



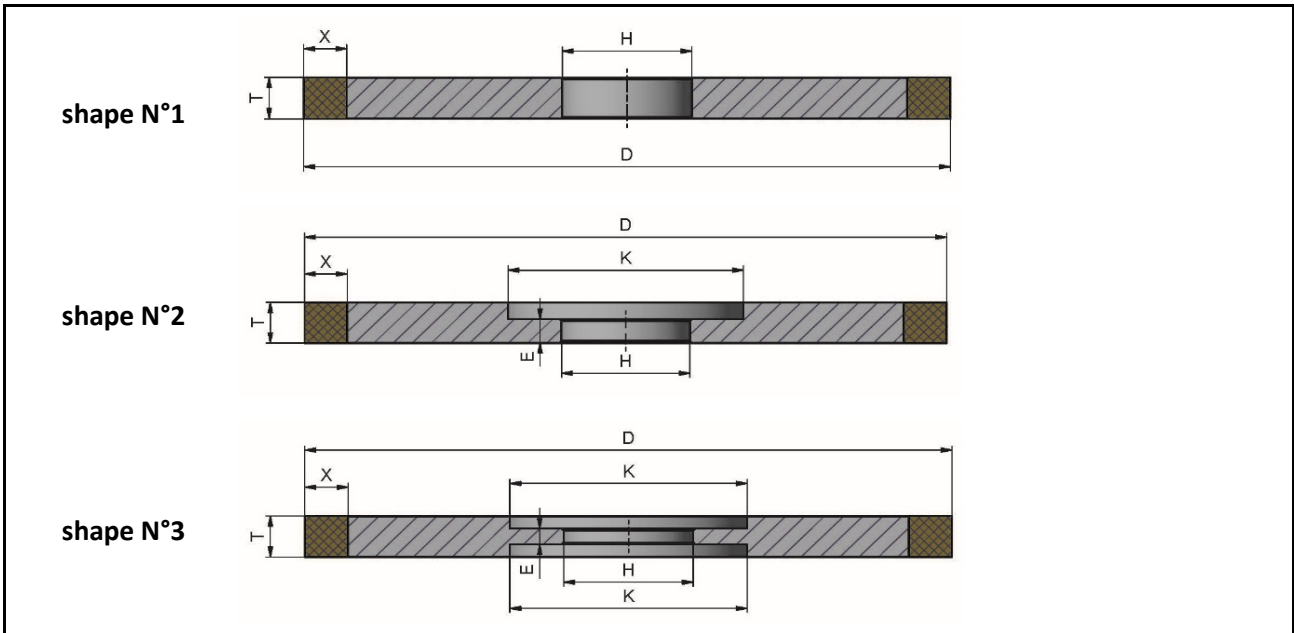
DRAWING	DIMENSIONS	BODY MATERIAL	N°
1A1-269PR	D125-T20-H19.96-X 6-E15-K 58	PRESS ALU. BODY FOR RESIN	2
1A1-372PR	D125-T20-H20.00-X 6	PRESS ALU. BODY FOR RESIN	1
1A1-358SH	D125-T20-H20.00-X10	STEEL BODY FOR METALOCERAMIC	1
1A1-381PR	D125-T20-H31.75-X10	PRESS ALU. BODY FOR RESIN	1
1A1-381SH	D125-T20-H31.75-X10	STEEL BODY FOR METALOCERAMIC	1
1A1-370PR	D125-T25-H20.00-X 6	PRESS ALU. BODY FOR RESIN	1
1A1-296PR	D125-T28-H20.00-X 6	PRESS ALU. BODY FOR RESIN	1
1A1-107CP	D140-T10-H40.00-X 6	COPPER BODY FOR POLYIMIDE	1
1A1-099PR	D140-T15-H32.00-X 6	PRESS ALU. BODY FOR RESIN	1
1A1-066PR	D140-T15-H40.00-X 6	PRESS ALU. BODY FOR RESIN	1
1A1-171PR	D140-T16-H20.00-X 6	PRESS ALU. BODY FOR RESIN	1
1A1-102PR	D140-T16-H40.00-X 6-E15-K75	PRESS ALU. BODY FOR RESIN	2
1A1-091PR	D140-T20-H20.00-X 6-E15-K55	PRESS ALU. BODY FOR RESIN	2
1A1-149PR	D140-T20-H32.00-X 6	PRESS ALU. BODY FOR RESIN	1
1A1-067PR	D140-T20-H40.00-X 6-E15-K75	PRESS ALU. BODY FOR RESIN	2
1A1-172PR	D140-T25-H20.00-X 6	PRESS ALU. BODY FOR RESIN	1
1A1-129PR	D140-T25-H40.00-X 6-E15-K75	PRESS ALU. BODY FOR RESIN	2
1A1-192PR	D150-T 4.5-H20.00-X 6	PRESS ALU. BODY FOR RESIN	1
1A1-281CP	D150-T 6 -H31.75-X 6	COPPER BODY FOR POLYIMIDE	1
1A1-230PR	D150-T 6 -H40.00-X 6	PRESS ALU. BODY FOR RESIN	1
1A1-040CP	D150-T 8 -H20.00-X 6	COPPER BODY FOR POLYIMIDE	1
1A1-040PR	D150-T 8 -H20.00-X 6	PRESS ALU. BODY FOR RESIN	1
1A1-040SM	D150-T 8 -H20.00-X 6	STEEL BODY FOR METAL BOND	1
1A1-229CP	D150-T 8 -H20.00-X10	COPPER BODY FOR POLYIMIDE	1
1A1-229PR	D150-T 8 -H20.00-X10	PRESS ALU. BODY FOR RESIN	1
1A1-229SM	D150-T 8 -H20.00-X10	STEEL BODY FOR METAL BOND	1
1A1-125CP	D150-T 8 -H25.00-X 6-E 6-K40	COPPER BODY FOR POLYIMIDE	2
1A1-004CP	D150-T 8 -H31.75-X 6	COPPER BODY FOR POLYIMIDE	1
1A1-004PR	D150-T 8 -H31.75-X 6	PRESS ALU. BODY FOR RESIN	1
1A1-255CP	D150-T 8 -H31.75-X10	COPPER BODY FOR POLYIMIDE	1
1A1-255PR	D150-T 8 -H31.75-X10	PRESS ALU. BODY FOR RESIN	1



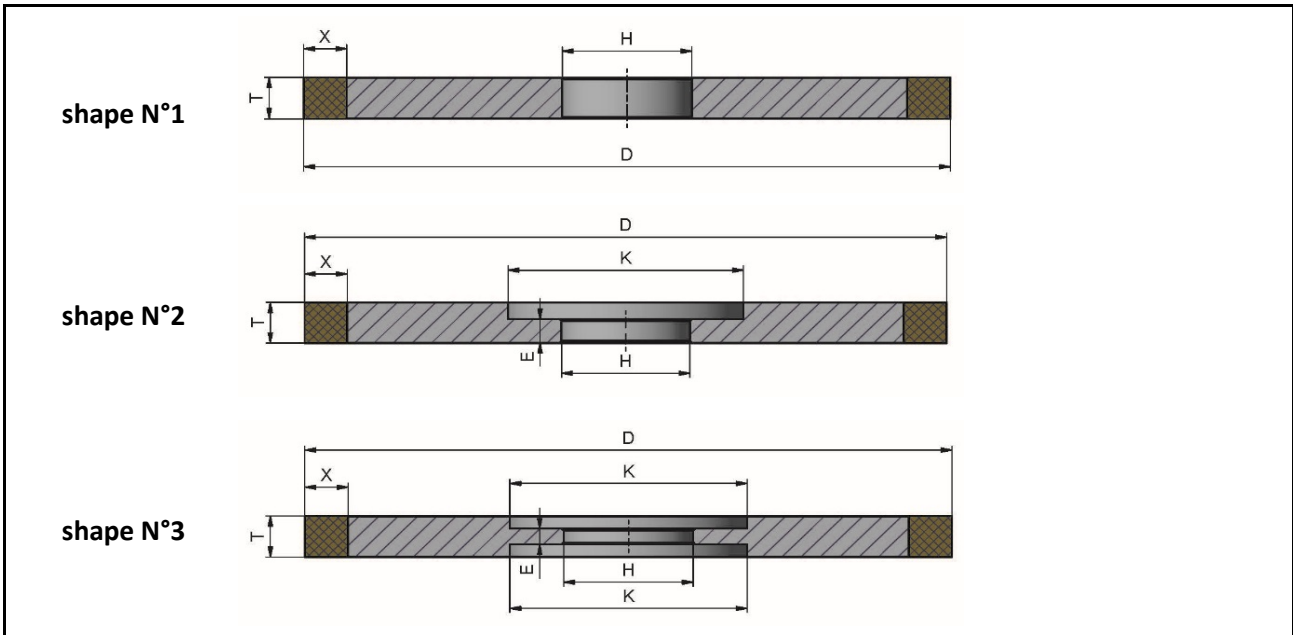
DRAWING	DIMENSIONS	BODY MATERIAL	N°
1A1-255SH	D150-T 8 -H31.75-X10	STEEL BODY FOR METALOCERAMIC	1
1A1-041CP	D150-T 8 -H40.00-X 6	COPPER BODY FOR POLYIMIDE	1
1A1-041PR	D150-T 8 -H40.00-X 6	PRESS ALU. BODY FOR RESIN	1
1A1-348PR	D150-T 8 -H40.00-X10	PRESS ALU. BODY FOR RESIN	1
1A1-028CP	D150-T 8 -H50.00-X 6	COPPER BODY FOR POLYIMIDE	1
1A1-028PR	D150-T 8 -H50.00-X 6	PRESS ALU. BODY FOR RESIN	1
1A1-028SM	D150-T 8 -H50.00-X 6	STEEL BODY FOR METAL BOND	1
1A1-167CP	D150-T 8 -H50.00-X10	COPPER BODY FOR POLYIMIDE	1
1A1-170PR	D150-T 8.5-H40.00-X 6	PRESS ALU. BODY FOR RESIN	1
1A1-293CP	D150-T 8-H50.80-X 6	COPPER BODY FOR POLYIMIDE	1
1A1-293PR	D150-T 8-H50.80-X 6	PRESS ALU. BODY FOR RESIN	1
1A1-042CP	D150-T 9-H20.00-X 6	COPPER BODY FOR POLYIMIDE	1
1A1-042PR	D150-T 9-H20.00-X 6	PRESS ALU. BODY FOR RESIN	1
1A1-027CP	D150-T 9-H20.00-X10	COPPER BODY FOR POLYIMIDE	1
1A1-027PR	D150-T 9-H20.00-X10	PRESS ALU. BODY FOR RESIN	1
1A1-031PR	D150-T 9-H31.75-X 6	PRESS ALU. BODY FOR RESIN	1
1A1-010CP	D150-T 9-H31.75-X10	COPPER BODY FOR POLYIMIDE	1
1A1-010PR	D150-T 9-H31.75-X10	PRESS ALU. BODY FOR RESIN	1
1A1-043CP	D150-T 9-H40.00-X 6	COPPER BODY FOR POLYIMIDE	1
1A1-043PR	D150-T 9-H40.00-X 6	PRESS ALU. BODY FOR RESIN	1
1A1-009CP	D150-T 9-H50.00-X 6-E 8-K75	COPPER BODY FOR POLYIMIDE	2
1A1-009PR	D150-T 9-H50.00-X 6-E 8-K75	PRESS ALU. BODY FOR RESIN	2
1A1-025PR	D150-T 9-H50.00-X10-E 8-K75	PRESS ALU. BODY FOR RESIN	2
1A1-061CP	D150-T10-H20.00-X 6	COPPER BODY FOR POLYIMIDE	1
1A1-061PR	D150-T10-H20.00-X 6	PRESS ALU. BODY FOR RESIN	1
1A1-061SM	D150-T10-H20.00-X 6	STEEL BODY FOR METAL BOND	1
1A1-248CP	D150-T10-H20.00-X10	COPPER BODY FOR POLYIMIDE	1
1A1-248SH	D150-T10-H20.00-X10	STEEL BODY FOR METALOCERAMIC	1
1A1-248SM	D150-T10-H20.00-X10	STEEL BODY FOR METAL BOND	1
1A1-059CP	D150-T10-H31.75-X 6	COPPER BODY FOR POLYIMIDE	1
1A1-059PR	D150-T10-H31.75-X 6	PRESS ALU. BODY FOR RESIN	1



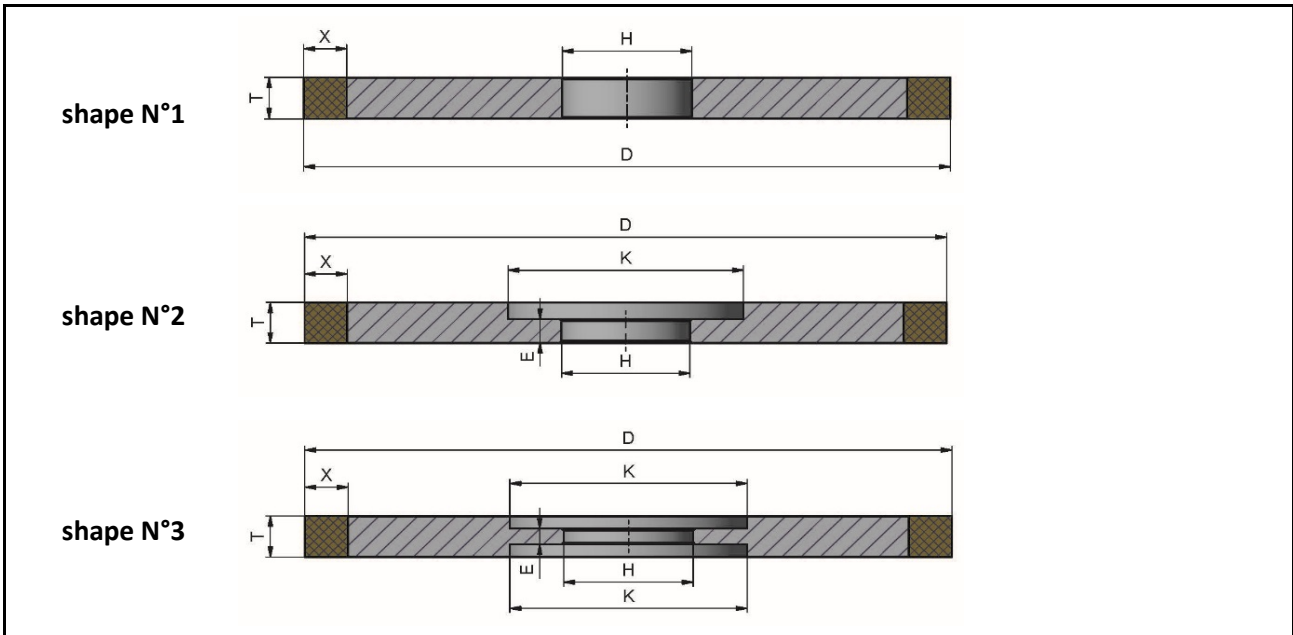
DRAWING	DIMENSIONS	BODY MATERIAL	N°
1A1-059SM	D150-T10-H31.75-X 6	STEEL BODY FOR METAL BOND	1
1A1-349CP	D150-T10-H31.75-X10	COPPER BODY FOR POLYIMIDE	1
1A1-349SH	D150-T10-H31.75-X10	STEEL BODY FOR METALOCERAMIC	1
1A1-097CP	D150-T10-H32.00-X 6	COPPER BODY FOR POLYIMIDE	1
1A1-097PR	D150-T10-H32.00-X 6	PRESS ALU. BODY FOR RESIN	1
1A1-357SH	D150-T10-H32.00-X10	STEEL BODY FOR METALOCERAMIC	1
1A1-078PR	D150-T10-H38.00-X 6	PRESS ALU. BODY FOR RESIN	1
1A1-120CP	D150-T10-H40.00-X 6	COPPER BODY FOR POLYIMIDE	1
1A1-120PR	D150-T10-H40.00-X 6	PRESS ALU. BODY FOR RESIN	1
1A1-120SM	D150-T10-H40.00-X 6	STEEL BODY FOR METAL BOND	1
1A1-128CP	D150-T10-H40.00-X 8	COPPER BODY FOR POLYIMIDE	1
1A1-236SM	D150-T10-H50.00-X 6	STEEL BODY FOR METAL BOND	1
1A1-029CP	D150-T10-H50.00-X 6-E 8-K75	COPPER BODY FOR POLYIMIDE	2
1A1-029PR	D150-T10-H50.00-X 6-E 8-K75	PRESS ALU. BODY FOR RESIN	2
1A1-029SM	D150-T10-H50.00-X 6-E 8-K75	STEEL BODY FOR METAL BOND	2
1A1-210CP	D150-T10-H50.00-X10	COPPER BODY FOR POLYIMIDE	1
1A1-210SH	D150-T10-H50.00-X10	STEEL BODY FOR METALOCERAMIC	1
1A1-210SM	D150-T10-H50.00-X10	STEEL BODY FOR METAL BOND	1
1A1-114CP	D150-T10-H50.00-X10-E 8-K75	COPPER BODY FOR POLYIMIDE	2
1A1-083PR	D150-T10-H50.80-X 6	PRESS ALU. BODY FOR RESIN	1
1A1-261CP	D150-T11-H20.00-X 6	COPPER BODY FOR POLYIMIDE	1
1A1-375CP	D150-T11-H31.75-X10	COPPER BODY FOR POLYIMIDE	1
1A1-024PR	D150-T11-H50.00-X 6-E 8-K75	PRESS ALU. BODY FOR RESIN	2
1A1-239CP	D150-T12-H20.00-X 6	COPPER BODY FOR POLYIMIDE	1
1A1-239SM	D150-T12-H20.00-X 6	STEEL BODY FOR METAL BOND	1
1A1-249CP	D150-T12-H20.00-X10	COPPER BODY FOR POLYIMIDE	1
1A1-249PR	D150-T12-H20.00-X10	PRESS ALU. BODY FOR RESIN	1
1A1-249SH	D150-T12-H20.00-X10	STEEL BODY FOR METALOCERAMIC	1
1A1-354PR	D150-T12-H25.40-X 6	PRESS ALU. BODY FOR RESIN	1
1A1-070CP	D150-T12-H31.75-X 6	COPPER BODY FOR POLYIMIDE	1
1A1-070PR	D150-T12-H31.75-X 6	PRESS ALU. BODY FOR RESIN	1



DRAWING	DIMENSIONS	BODY MATERIAL	N°
1A1-250CP	D150-T12-H31.75-X10	COPPER BODY FOR POLYIMIDE	1
1A1-250PR	D150-T12-H31.75-X10	PRESS ALU. BODY FOR RESIN	1
1A1-250SH	D150-T12-H31.75-X10	STEEL BODY FOR METALOCERAMIC	1
1A1-250SM	D150-T12-H31.75-X10	STEEL BODY FOR METAL BOND	1
1A1-121CP	D150-T12-H40.00-X 6	COPPER BODY FOR POLYIMIDE	1
1A1-121PR	D150-T12-H40.00-X 6	PRESS ALU. BODY FOR RESIN	1
1A1-237SM	D150-T12-H50.00-X 6	STEEL BODY FOR METAL BOND	1
1A1-053CP	D150-T12-H50.00-X 6-E 8-K75	COPPER BODY FOR POLYIMIDE	2
1A1-053PR	D150-T12-H50.00-X 6-E 8-K75	PRESS ALU. BODY FOR RESIN	2
1A1-363SH	D150-T12-H50.00-X10	STEEL BODY FOR METALOCERAMIC	1
1A1-315CP	D150-T12-H50.80-X10	COPPER BODY FOR POLYIMIDE	1
1A1-166PR	D150-T13-H25.00-X 6	PRESS ALU. BODY FOR RESIN	1
1A1-217CP	D150-T14-H20.00-X 6	COPPER BODY FOR POLYIMIDE	1
1A1-217PR	D150-T14-H20.00-X 6	PRESS ALU. BODY FOR RESIN	1
1A1-350PR	D150-T14-H31.75-X10	PRESS ALU. BODY FOR RESIN	1
1A1-220CP	D150-T14-H50.00-X 6	COPPER BODY FOR POLYIMIDE	1
1A1-295PR	D150-T15-H20.00-X 6	PRESS ALU. BODY FOR RESIN	1
1A1-295SM	D150-T15-H20.00-X 6	STEEL BODY FOR METAL BOND	1
1A1-280CP	D150-T15-H20.00-X10	COPPER BODY FOR POLYIMIDE	1
1A1-333SH	D150-T15-H31.75-X10	STEEL BODY FOR METALOCERAMIC	1
1A1-333SM	D150-T15-H31.75-X10	STEEL BODY FOR METAL BOND	1
1A1-298PR	D150-T15-H32.00-X 6	PRESS ALU. BODY FOR RESIN	1
1A1-367SH	D150-T15-H32.00-X10	STEEL BODY FOR METALOCERAMIC	1
1A1-060CP	D150-T15-H40.00-X 6	COPPER BODY FOR POLYIMIDE	1
1A1-060PR	D150-T15-H40.00-X 6	PRESS ALU. BODY FOR RESIN	1
1A1-196PR	D150-T15-H50.00-X 6	PRESS ALU. BODY FOR RESIN	1
1A1-064PR	D150-T15-H50.00-X 6-E 8-K75	PRESS ALU. BODY FOR RESIN	2
1A1-124PR	D150-T15-H50.00-X 6-E12-K80	PRESS ALU. BODY FOR RESIN	2
1A1-275CP	D150-T15-H50.00-X10	COPPER BODY FOR POLYIMIDE	1
1A1-376PR	D150-T16-H20.00-X 6	PRESS ALU. BODY FOR RESIN	1
1A1-305CP	D150-T16-H20.00-X10	COPPER BODY FOR POLYIMIDE	1



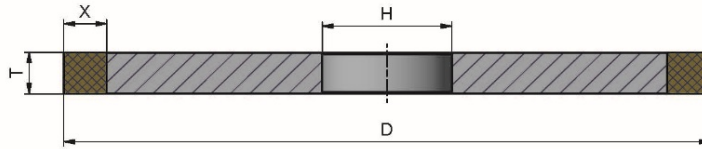
DRAWING	DIMENSIONS	BODY MATERIAL	N°
1A1-274CP	D150-T16-H31.75-X10	COPPER BODY FOR POLYIMIDE	1
1A1-096CP	D150-T16-H40.00-X 6	COPPER BODY FOR POLYIMIDE	1
1A1-096PR	D150-T16-H40.00-X 6	PRESS ALU. BODY FOR RESIN	1
1A1-080PR	D150-T16-H50.00-X 6	PRESS ALU. BODY FOR RESIN	1
1A1-245PR	D150-T19-H31.75-X 6	PRESS ALU. BODY FOR RESIN	1
1A1-383PR	D150-T20-H20.00-X 6	PRESS ALU. BODY FOR RESIN	1
1A1-288PR	D150-T20-H31.75-X 6	PRESS ALU. BODY FOR RESIN	1
1A1-072PR	D150-T20-H38.00-X 6	PRESS ALU. BODY FOR RESIN	1
1A1-222PR	D150-T20-H50.00-X 6	PRESS ALU. BODY FOR RESIN	1
1A1-382PR	D150-T25-H31.75-X10	PRESS ALU. BODY FOR RESIN	1
1A1-386PR	D150-T30-H20.00-X 6	PRESS ALU. BODY FOR RESIN	1
1A1-316PR	D175-T 8-H20.00-X 6	PRESS ALU. BODY FOR RESIN	1
1A1-150CP	D175-T 8-H50.00-X 6	COPPER BODY FOR POLYIMIDE	1
1A1-062PR	D175-T10-H31.75-X 6	PRESS ALU. BODY FOR RESIN	1
1A1-216CP	D175-T10-H40.00-X 6	COPPER BODY FOR POLYIMIDE	1
1A1-339PR	D175-T12-H20.00-X 6	PRESS ALU. BODY FOR RESIN	1
1A1-302CP	D175-T12-H20.00-X12	COPPER BODY FOR POLYIMIDE	1
1A1-071PR	D175-T12-H32.00-X 6	PRESS ALU. BODY FOR RESIN	1
1A1-131PR	D175-T15-H22.00-X 6	PRESS ALU. BODY FOR RESIN	1
1A1-089PR	D175-T15-H32.00-X 6	PRESS ALU. BODY FOR RESIN	1
1A1-356CP	D175-T15-H40.00-X 6	COPPER BODY FOR POLYIMIDE	1
1A1-161PR	D175-T15-H50.00-X 6	PRESS ALU. BODY FOR RESIN	1
1A1-362CP	D200-T 8-H20.00-X10	COPPER BODY FOR POLYIMIDE	1
1A1-312PR	D200-T 8-H40.00-X 6	PRESS ALU. BODY FOR RESIN	1
1A1-156PR	D200-T10-H20.00-X 6	PRESS ALU. BODY FOR RESIN	1
1A1-073PR	D200-T10-H32.00-X 6	PRESS ALU. BODY FOR RESIN	1
1A1-328CP	D200-T10-H40.00-X 6	COPPER BODY FOR POLYIMIDE	1
1A1-224SM	D200-T10-H40.00-X10	STEEL BODY FOR METAL BOND	1
1A1-325PR	D200-T10-H50.00-X 6	PRESS ALU. BODY FOR RESIN	1
1A1-240PR	D200-T10-H51.00-X 6	PRESS ALU. BODY FOR RESIN	1
1A1-195PR	D200-T10-H76.20-X 6	PRESS ALU. BODY FOR RESIN	1



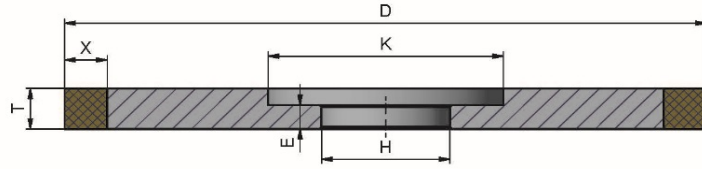
DRAWING	DIMENSIONS	BODY MATERIAL	N°
1A1-253PR	D200-T12-H20.00-X 6	PRESS ALU. BODY FOR RESIN	1
1A1-253SM	D200-T12-H20.00-X 6	STEEL BODY FOR METAL BOND	1
1A1-049PR	D200-T12-H31.75-X 3	PRESS ALU. BODY FOR RESIN	1
1A1-307PR	D200-T12-H31.75-X 6	PRESS ALU. BODY FOR RESIN	1
1A1-135CP	D200-T12-H40.00-X 6	COPPER BODY FOR POLYIMIDE	1
1A1-265SM	D200-T14-H38.00-X 6	STEEL BODY FOR METAL BOND	1
1A1-272PR	D200-T15-H31.75-X 6	PRESS ALU. BODY FOR RESIN	1
1A1-185PR	D200-T15-H76.20-X 3	PRESS ALU. BODY FOR RESIN	1
1A1-133PR	D200-T16-H31.75-X 6	PRESS ALU. BODY FOR RESIN	1
1A1-292PR	D200-T20-H20.00-X 6	PRESS ALU. BODY FOR RESIN	1
1A1-082PR	D200-T20-H31.75-X 3	PRESS ALU. BODY FOR RESIN	1
1A1-005PR	D200-T20-H31.75-X 3-E12-K62	PRESS ALU. BODY FOR RESIN	2
1A1-374PR	D200-T20-H32.00-X 6	PRESS ALU. BODY FOR RESIN	1
1A1-241PR	D200-T20-H51.00-X 6	PRESS ALU. BODY FOR RESIN	1
1A1-090PR	D200-T22-H31.75-X 3-E12-K62	PRESS ALU. BODY FOR RESIN	2
1A1-074PR	D200-T23-H31.75-X 3-E12-K62	PRESS ALU. BODY FOR RESIN	2
1A1-069PR	D200-T24-H31.75-X 3-E12-K62	PRESS ALU. BODY FOR RESIN	2
1A1-123PR	D200-T27-H31.75-X 3-E12-K62/140	PRESS ALU. BODY FOR RESIN	3
1A1-122PR	D200-T30-H31.75-X 3-E12-K62/140	PRESS ALU. BODY FOR RESIN	3
1A1-036PR	D200-T30-H31.75-X 3-E12-K62/75	PRESS ALU. BODY FOR RESIN	3
1A1-068PR	D200-T31-H31.75-X 3-E12-K62/75	PRESS ALU. BODY FOR RESIN	3
1A1-101PR	D200-T38-H31.75-X 6-E12-K62/75	PRESS ALU. BODY FOR RESIN	3
1A1-326PR	D250-T10-H 31.75-X 6	PRESS ALU. BODY FOR RESIN	1
1A1-109PR	D250-T10-H 76.00-X 6	PRESS ALU. BODY FOR RESIN	1
1A1-127PR	D250-T10-H127.00-X 6	PRESS ALU. BODY FOR RESIN	1
1A1-252PR	D250-T12-H 51.00-X 6	PRESS ALU. BODY FOR RESIN	1
1A1-162PR	D250-T15-H50.00-X 6	PRESS ALU. BODY FOR RESIN	1
1A1-106PR	D250-T20-H31.75-X 6-E12-K62	PRESS ALU. BODY FOR RESIN	2
1A1-341PR	D250-T20-H76.20-X 6	PRESS ALU. BODY FOR RESIN	1
1A1-347PR	D250-T25-H31.75-X 6	PRESS ALU. BODY FOR RESIN	1
1A1-244PR	D250-T25-H50.80-X 6	PRESS ALU. BODY FOR RESIN	1



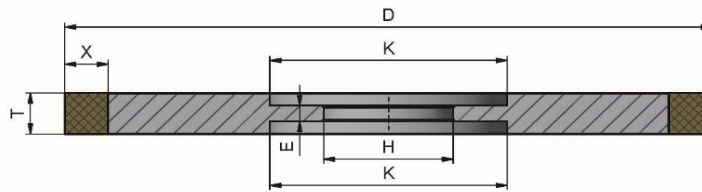
shape N°1



shape N°2



shape N°3



DRAWING	DIMENSIONS	BODY MATERIAL	N°
1A1-146PR	D300-T 8-H127.00-X 6	PRESS ALU. BODY FOR RESIN	1
1A1-134PR	D300-T10-H127.00-X 6	PRESS ALU. BODY FOR RESIN	1
1A1-145PR	D300-T12-H127.00-X 6	PRESS ALU. BODY FOR RESIN	1
1A1-178PR	D300-T14-H127.00-X 6	PRESS ALU. BODY FOR RESIN	1
1A1-254PR	D300-T20-H 76.20-X 6	PRESS ALU. BODY FOR RESIN	1
1A1-138PR	D300-T20-H127.00-X 6	PRESS ALU. BODY FOR RESIN	1
1A1-177PR	D350-T20-H127.00-X 6	PRESS ALU. BODY FOR RESIN	1
1A1-199PR	D350-T25-H127.00-X 6	PRESS ALU. BODY FOR RESIN	1
1A1-187PR	D350-T35-H127.00-X 6	PRESS ALU. BODY FOR RESIN	1